

QUICK START GUIDE

Linea Pro® 6

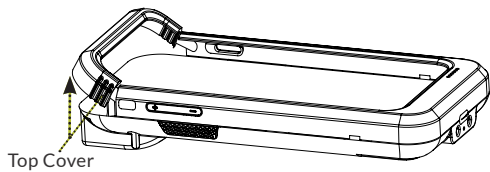
For iPhone® 6/6s



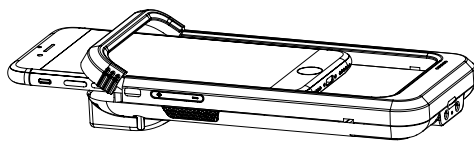
Assemble Your Linea Pro 6

To secure the top cover, insert the two (2) Torx screws provided into the back of the unit, near the top.

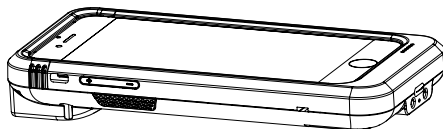
1. Push the top cover forward, then up to insert the iOS device.



2. Firmly connect your iOS device by sliding it onto the Lightning™ connector.



3. Tilt the top cover down, and then slide it back until it clicks into place.



Charge Your Linea Pro 6

1. Connect a USB Type-C™ Cable into the USB port on the Linea Pro 6.
2. Plug the USB end of the cable into a suitable AC wall adapter.

Note:

The AC adapter must support at least 2.1 amps.

Battery Status

1. To view the LEDs, press the battery status button on the back of the unit.
2. If the unit is fully discharged and enters the Tamper Defect mode, it may only be reactivated at Infinite Peripherals.

Status %	Description
100-76	Solid green (4 LEDs)
75-51	Blink green (3 LEDs)
50-26	Blink green (2 LEDs)
25-1	Blink green (1 LED) Emergency low battery



Troubleshooting

Data not returned when swiping.

- Card is inserted incorrectly
- Swipe method is incorrect
- Faulty read head
- Unreadable magnetic strip

Scanner does not turn on.

- Battery is too low
- Unit is not powered on by the software
- Faulty scan engine

Unable to perform multi-scanning.

- Multi-scan mode is not enabled or supported by the software

RFID does not power on.

- Battery is too low
- Battery is not powered on by the software
- Faulty RFID reader

Product Returns

Use the link in step 1 to create an account and gain access to our Knowledge Base and online support services. Through our online support center, you'll be able to download files, open a Support Ticket, manage your RMAs, view your account Profile and subscribe to Alerts.

To request a RMA

1. Create a user account in the RMA Support Portal at <http://ipcmobile.com/support/rma/>
2. Login to your user account, and then click Create RMA Request.
3. Read the instructions provided and complete the online request form.
4. Note the assigned RMA number and write it clearly on your shipping carton.
5. Ship your equipment to us using the address provided.

Warnings & Cautions

Please observe the following precautions:

- Keep the unit away from liquids. Do not immerse in water.
- The unit is intended for indoor use only. When not in use, place it in a cool, dry place.
- Do not place the unit near a heat source. Keep both the power supply and unit away from direct sunlight and/or heat.
- Units should only be repaired by Infinite Peripherals.

Warranty

Infinite Peripherals does not warrant, and is not responsible for, any damage to the Linea Pro 6 ("Product") as a result of liquid or solid particle intrusion into the Product or damage caused by dropping the Product. If a material or workmanship defect arises with regard to any Infinite Peripherals product, and a valid claim is received within the Warranty Period, Infinite Peripherals (at Infinite Peripherals' sole discretion) will (1) repair the Product using new or refurbished parts, or (2) replace the Product with a new or refurbished Product. For purposes of this limited warranty, "refurbished" means a product or part that has been substantially returned to its original specifications. In the event of a defect, these are your exclusive remedies.

Note:

Box contents and part numbers may vary based on your order configuration.

Accessories & Additional Information

Contact your Infinite Peripherals sales representative for technical specifications and additional product documentation. For current and future offerings, visit our website, ipcmobile.com, or contact your Infinite Peripherals account representative for complete details.

Note:

The iOS device and any other additional items shown may not be included.

Contact Information

Mobility Sales/ Technical Support Center

Infinite Peripherals, Inc.

17681 Mitchell N

Irvine, CA 92614

Toll-Free: (866) 278-7860

Office: (949) 222-0300

Email: info@ipcmobile.com

Website: ipcmobile.com

Headquarters/ Main Warehouse

Infinite Peripherals, Inc.

2312 Touhy Avenue

Elk Grove Village, IL 60007

Toll-Free: (800) 278-7860

Office: (847) 818-1260

Fax: (847) 818-1287